

PR655C Embroidery Machine

brother
at your side



Achieve professional results quickly and easily with the Brother PR655C embroidery machine

- 300 x 200 mm embroidery area
- High-definition ASV LCD touch screen
- Advanced natural lighting system
- Variable speed: 400 to 1,000 stitches per minute
- Automatic threading
- 28 built-in fonts
- LED pointer

PR655C

Embroidery machine

The PR655C incorporates all the user-friendly features you'd expect to find in any of the Brother home embroidery machine range, together with the speed and finish of a commercial model, making it ideal for those thinking of starting a home-based embroidery business.

The wide-angle HD LCD display offers vivid, crystal-clear clarity, rendering the brightest images imaginable. See high-resolution design previews almost instantly. The brightness adjustment feature allows you to change the screen brightness to suit your environment.

Most importantly, you'll find the PR655C incredibly easy to use.




Versatility, speed and professional finish



Six needles

Embroider multi-coloured designs quickly and easily. Automatic colour change allows you to pre-programme the colour sequence for the design. Upper and lower thread trimmers eliminate time-consuming trimming after the embroidery is complete.



Exclusive automatic needle threading

Simply press the automatic needle threading button and the upper thread will pass through the needle. It couldn't be easier!



Advanced natural lighting system

The built-in LED lights provide effective natural lighting for your working area.




Quick personalised embroidery




Versatile features

Single-colour embroidery. Convert multi-coloured designs to single colour. Registration marks for easy, continuous borders.



Customise designs on screen

Powerful customising capabilities include arranging text, pattern rotation in 1-degree increments, the ability to change design size, combine designs and add lettering



28 built-in fonts

The simple LCD touchscreen enables you to modify your projects with a range of lettering styles and text effects. This gives you the flexibility to add originality to your designs.

Features and benefits PR-series

Features	Benefits	PR655C	PR1000e
Number of needles	Embroider multi-coloured designs quickly and easily.	6	10
Up to 1,000 stitches per minute	Variable speed range, flat 400 to 1,000 spm, cap 400 to 600 spm.	✓	✓
Large embroidery area	Enables you to create even bigger embroidery designs. Adds flexibility and impact to your designs.	300 x 200	360 x 200
Large colour LCD touch screen	Stitch information and informative tutorial guides are all accessed simply and quickly thanks to the large screen.	✓	✓
Exclusive automatic needle threader	Simply press the automatic needle threading button to see the upper thread pass through the needle quickly and securely.	✓	✓
Automatic thread trimmers	Cuts upper and lower thread automatically at the end of each colour change on embroidery.	✓	✓
Built-in lettering styles	Customise all your projects with a range of lettering styles and text effects.	28	28
Built-in designs	Quickly and simply personalise your projects with a choice of alphabet designs, frame patterns or a selection of embroidery designs.	25 Designs	110 Designs
Customise designs on screen	Powerful customising capabilities include arranging text, pattern rotation in 1-degree increments, the ability to change design size, combine designs and add lettering.	✓	✓
Individual stitch back-up	With the easy-to-use touch screen you can search through the design by individual stitches, colour blocks or groups of one hundred stitches.	✓	✓
Appliqué function	Create full-colour appliqués, perfect for badges and medallions.	✓	✓
Single-colour sewing	Allows you to sew any design in a single colour with no interruption.	✓	✓
USB ports (2x Host, 1x Slave)	Import designs from USB memory stick or from a direct PC connection.	✓	✓
Link capability	Ability to link multiple machines with a PC using PE-Design Next.	✓	✓
Group/ungroup	Combine designs and edit them as one or separate design elements and edit separately.	✓	✓
Forward/reverse	Set back/forward over the design.	+/- 500 stitches	+/- 1,000 stitches
Threading system	Easy threading prevents thread tangles and knots and provides stable thread tension.	Standard	Flexible
Table	Supports large and heavy projects.	Optional	✓
Design placement	Easily place embroidery designs in the desired position.	LED pointer	Camera
Camera function	Advance camera-sensing function for design positioning and back-wards/forwards function.		✓
LED pointer	The LED pointer makes it easy to see exactly where the needle will drop.	✓	
LED thread indicator	Multicoloured LED lights help to: <ul style="list-style-type: none"> • Show the position of broken threads • Show the position when a thread colour needs changing • Show the position thread for each colour of thread 		✓
Manual colour sequence	Set colour sequence by needle number.		✓
Anchor needle speed	Set individual needle speeds to suit specialist threads.		✓


Mechanical specifications PR655C

Machine type:	Single-head, cylinder arm, six needles
Sewing speed:	1,000 stitches per minute
Formats read:	pes, .dst and .phc
Size:	512(W) x 589(D) x 586(H)mm
Weight:	37 kgs (Shipping weight: 55 kgs)
Electrical requirements:	220~240V
Bobbin type:	L-size

More efficient, more creative

Explore new levels in commercial or hobby embroidery with new features that bring flexibility, speed and precision to your embroidery.


The new LED pointer shows you precisely where the needle will drop. Twenty-eight fonts increase your options. And new additional frame sensors allow the use of additional optional frames, for greater versatility. Embroider everything from personalised sports and workwear to caps and hats. And set your creativity free.



New frame sensor

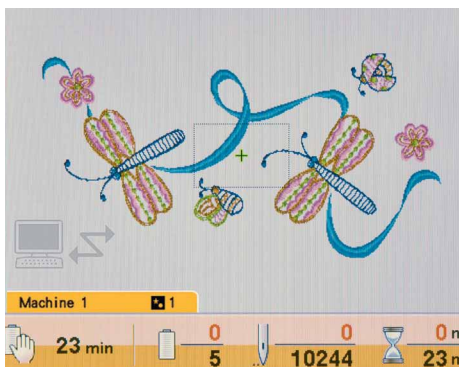
The PR655C is equipped with new frame sensors to allow the use of even more frame types such as the round frame kit* and the new clamp frame kits*. The clamp frame kits* make it easy to embroider shoes, inner jacket pockets, cuffs, gloves and much more.

*Additional purchase required.




LED pointer for perfect needle positioning

The new LED pointer makes it easy to see exactly where the needle will drop. Making perfect pattern placement as easy as touching a few buttons on the LCD screen. Allowing you to position jobs faster and more accurately than ever.



Link up to four PR650eC/655C and PR1000E series machines

Monitor all machines from a single computer. Queue up to 100 designs. (Optional PE-Design® Next software required)



Included embroidery frames

Choose the ideal embroidery frame for the job from the four different sizes included (300 x 200 mm, 180 x 130 mm, 100 x 100 mm, 60 x 40 mm) as well as the Cap Frame (130mm x up to 60mm high).



Cylinder arm

The cylinder arm makes it easy to embroider items such as caps, tote bags, sleeves, trouser legs, etc.

Optional accessories



PR stand


This mobile stand securely holds PR series machines and provides ample storage for accessories and threads.



Clamp frame kits 1 & 2

The clamp frame kits are ideal for adding embroidery to shoes, inner jacket pockets, cuffs, gloves and much more.

Clamp frame size 45 x 24 mm



Border frame 300 x 100 mm

Embroider beautiful continuous designs and borders. Ideal for a wide range of projects from fashion to furnishings. The usage of the wide table is recommended.



Cylinder frame

Embroider virtually anything that's cylindrical. Cylinder frame 90 mm wide and 80 mm high. Material should have a minimum of 100 mm open diameter.



Round frame kit

The round frame kit includes 3 frames:

- Small 100 mm
- Medium 130 mm
- Large 160 mm



Quilt frame 200 x 200 mm

Designed to fit traditional quilting squares. Must be used with Arm B embroidery frame holder and the usage of the wide table is recommended.



Flat frame

Jackets and other thicker materials are easily embroidered on the flat frame, which measures 300 x 200 mm.



Wide table

Wide table to support large and heavy projects, such as blankets, jackets etc. It is recommended to stabilize the fabric.



PE-Design Software

Brother's family of embroidery design software, PE-Design Next and PE-Design Plus offers powerful features to suit beginners and professionals alike.



PR cutwork kit

Embroider and cut - without having to change needles in between. Giving you the ability to create and customise beautiful embroidery cutwork.



www.brother.co.za
<http://solutions.brother.com>

brother
at your side

Brother International South Africa
96 Sovereign Drive, Route 21 Corporate Park, Irene
Tel: +27 (0) 12 - 345 5332 Fax: +27 (0) 12 - 345 3886

All specifications correct at time of printing. Brother is a registered trademark of Brother Industries Ltd. Brand product names are registered trademarks or trademarks of their respective companies.

